


Cell Word Puzzle #1

©Quill Graphics www.cellsalive.com



Across


2. water fearing
6. filaments of a dynamic skeleton
8. cell waste dump
12. nine fused microtubules at the core of animal centrosome
13. everything in the "kitchen sink" except the nucleus
14. this stack of thylakoids catches the light
15. these mitochondrial folds mean a big surface area where ATP is made
16. like Oz's Scarecrow, a prokaryote might sing "If I only had a _____"

Down

1. lysosome and peroxisome "packaging department"
2. water loving
3. not just a "bag" but a fluid mosaic gatekeeper
4. chemical messenger [hormone]
5. the cell membrane contains a _____ bilayer
7. common plant cell organelle
9. Microtubule Organizing Center
10. the "stuff" of chromosomes (DNA + protein)
11. cell "soup" [cytosol]
14. unlike Kermit, it's not difficult being "this" for chlorophyll

Cell Word Puzzle #2

©Quill Graphics www.cellsalive.com



Across

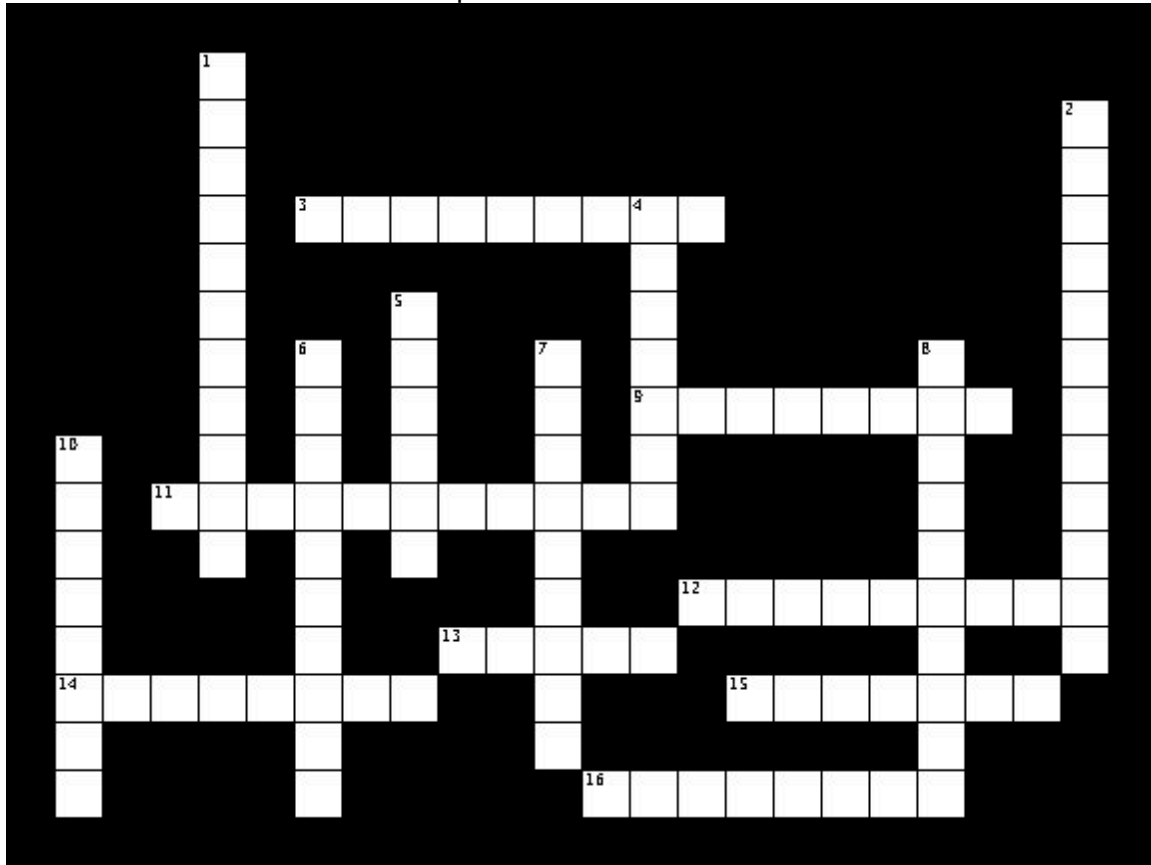
1. endoplasmic _____
7. structure in animal cells but not plant cells
10. cytoskeletal element assembled at the centrosome
12. fluid in chloroplast
13. _____ pressure
14. organelle containing digesting enzymes
15. if not "rough", the ER is _____
16. cell power centers

Down

1. site of protein synthesis
2. structures that distinguish eucaryotic cells
3. this "water balloon" can be very large in plant cells
4. most prominent structure in a eucaryotic cell
5. nuclear _____ : channel between nucleus and cytosol
6. a cell's "shape-shifting" machinery
8. stackable chloroplast structures
9. plant cell structure composed of polysaccharide
11. cell membrane equivalent of a "taste bud"

Mitosis Word Puzzle

©Quill Graphics www.cellsalive.com



Across


3. stage when chromosomes align in one plane
9. from one cell, mitosis produces two identical _____ cells
11. the protein "handle" on a chromosome
12. this nuclear structure may be visible during interphase
13. metaphase _____
14. stage when chromosomes begin moving apart
15. _____ division precedes cytokinesis
16. the nuclear _____ disappears during prometaphase

Down

1. the actual division into two cells
2. stage when spindle fibers attach to chromosomes
4. cytoskeletal structure that pulls chromosomes apart
5. a cleavage _____ forms at the beginning of cell division
6. you won't see chromosomes in this longest stage in the cell cycle
7. stage when chromosomes arrive at poles
8. spot on a chromosome where the kinetochore forms
10. chromosomes condense during _____

Microbiology Word Puzzle

©Quill Graphics www.cellsalive.com



Across


3. a motorized, rotating appendage
5. caused by *Helicobacter pylori* bacteria
6. a virus that attacks bacteria (short name)
7. period of bacterial die-off
9. methicillin resistant *Staph aureus* acronym
10. _____ phase: when bacterial growth stalls
12. an early antibiotic that inhibits cell wall synthesis
14. antibiotic _____ is a result of overuse and misuse
15. period of exponential growth in a bacterial culture
16. _____ fission (name for bacterial division)
17. requires a host to replicate

Down

1. "Beaver Fever" organism
2. bacterial "hairs"
4. initial slow growth stage of bacteria
6. bacterial enzyme that destroys penicillin
8. bacterial motility when flagellum rotates clockwise
11. site of bacterial DNA
13. often slippery, slimy bacterial "overcoat"

Immunology Word Puzzle

©Quill Graphics www.cellsalive.com



Across

2. source of blood clot fibrin
4. genetic material in HIV
6. white cell important in combatting parasitic diseases
11. reverse _____ (conversion of RNA to DNA)
12. _____ cells release histamine causing red bumps
13. "eating cell"
14. oxidative _____

Down

1. genetic material in T-4 bacteriophage
3. a cytotoxic T-_____ can kill tumor cells
4. HIV attaches to _____ on lymphocytes
5. programmed cell death
7. cell movement toward microbes
8. white cells exit blood vessels by _____
9. _____ cells secrete antibody
10. _____ mite